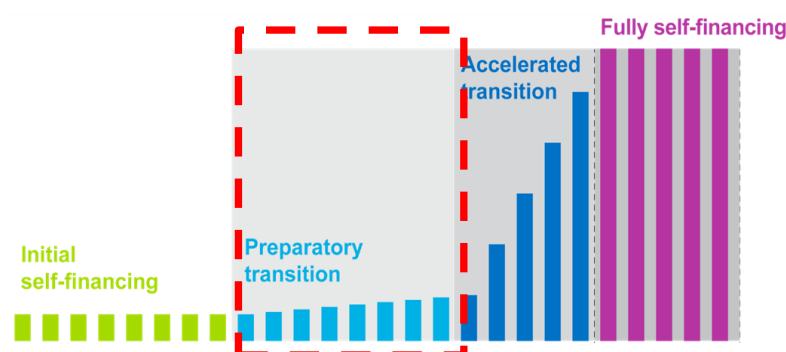


Republic of Sudan

Region: EMRO

Key information on co-financing

- Gross National Income per capita (2017): \$ 2,379
- Co-financing status (2019): Preparatory transition phase
- Country is projected to enter accelerated transition phase in 2020.



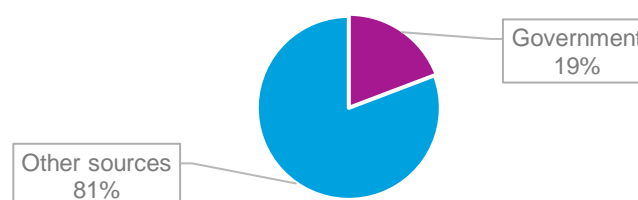
Immunisation financing

	2013	2014	2015	2016	2017
Vaccines used in routine immunisation					
- Government expenditure	\$ 2,593,240	\$ 2,721,000	\$ 3,793,280	\$ 4,000,000	\$ 2,926,634
- Total expenditure	\$ 48,706,699	\$ 39,637,403	\$ 40,544,280	\$ 36,849,368	\$ 29,171,500
- Government as % of total	5%	7%	9%	11%	10%
Routine immunisation					
- Government expenditure	\$ 7,057,472	\$ 6,124,720	\$ 5,227,029	\$ 5,176,685	\$ 6,322,682
- Total expenditure	\$ 57,172,962	\$ 51,908,071	\$ 58,783,401	\$ 48,826,099	\$ 32,877,856
- Government as % of total	12%	12%	9%	11%	19%

Source: WHO-UNICEF Joint Reporting Form 2017

Expenditure on routine immunisation in 2017

Domestic General government expenditure on health as a share of gross domestic product: **5%**



Source: WHO National Health Accounts, 2015

Gavi supported vaccines

Vaccines	Type	Year(s) of Gavi support	Co-financing required
HepB mono	Routine	2004-2007	No
Pentavalent	Routine	2008-present	Yes
Rotavirus	Routine	2011-present	Yes
Meningitis A	Campaign	2012-2013	No
Meningitis A	Mini catch-up	2016	No
Meningitis A	Routine	2016-present	Yes
PCV	Routine	2013-present	Yes
Yellow Fever	Campaign	2014-2015	No
IPV	Routine	2015	No

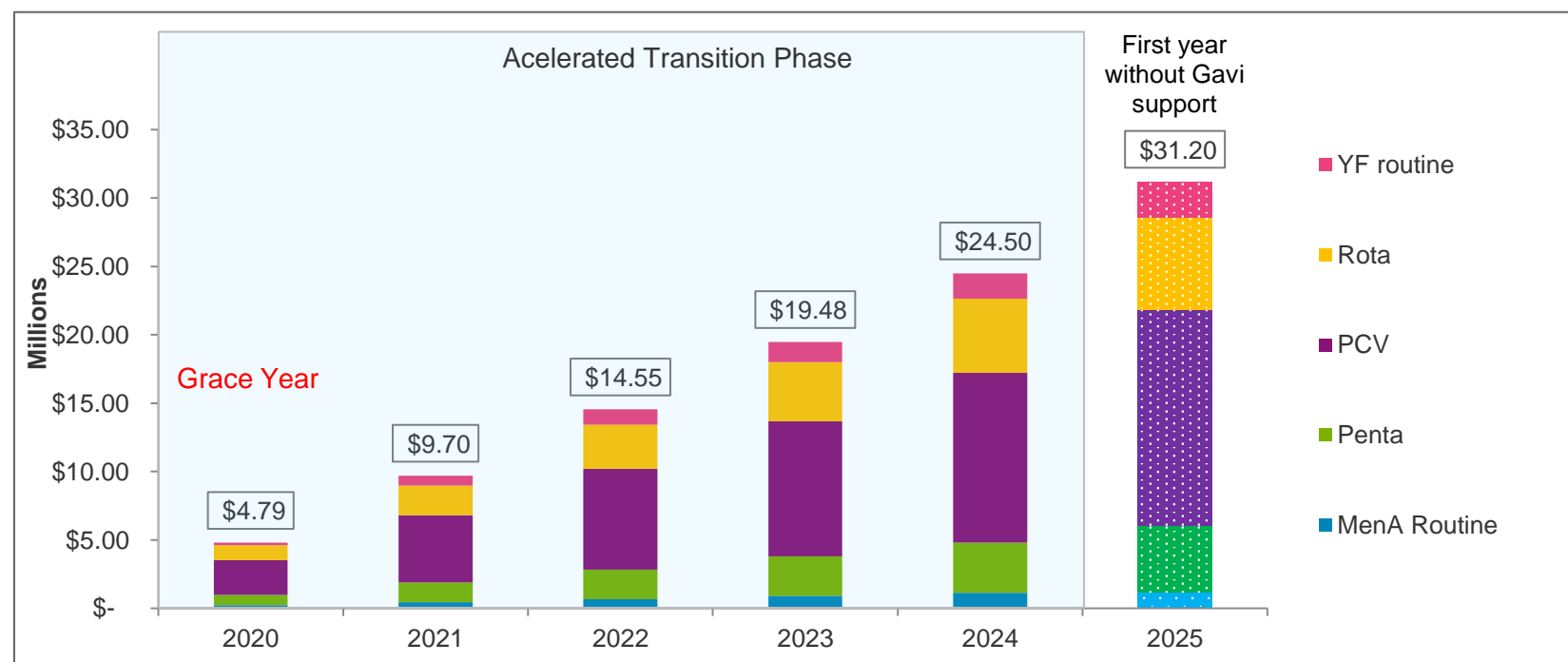
Co-financing payments

Year	Total amount paid by the country	Co-financed vaccines			
		Penta	Rota	PCV	MenA
2008	\$ 582,000	-	-	-	-
2009	\$ 366,000	-	-	-	-
2010	\$ 419,000	-	-	-	-
2011	\$ 562,000	-	-	-	-
2012	\$ 1,666,000	-	-	-	-
2013	\$ 2,397,000	-	-	-	-
2014	\$ 3,312,000	-	-	-	-
2015	\$ 3,744,000	-	-	-	-
2016	\$ 4,172,000	-	-	-	-
2017	\$ 3,129,000	-	-	-	-
2018	\$ 3,557,000	-	-	-	-

Co-financing obligations for 2019

	Co-financing obligations (in US\$)	Co-financing obligations (in doses)
Rota	\$ 1,221,500	528,000
PCV	\$ 2,464,000	813,000
MenA	\$ 163,500	284,500
Pentavalent	\$ 765,500	654,900
Total	\$ 4,614,500	

Co-financing projections for 2020 - 2025



	2020	2021	2022	2023	2024
MenA Routine	\$ 234,362	\$ 454,252	\$ 679,959	\$ 912,272	\$ 1,147,309
Penta	\$ 745,923	\$ 1,445,636	\$ 2,163,862	\$ 2,903,733	\$ 3,651,650
PCV	\$ 2,537,010	\$ 4,915,885	\$ 7,357,693	\$ 9,873,091	\$ 12,416,290
Rota	\$ 1,109,675	\$ 2,150,343	\$ 3,218,541	\$ 4,318,934	\$ 5,431,580
YF routine	\$ 162,585	\$ 736,949	\$ 1,129,433	\$ 1,470,790	\$ 1,849,597
Total	\$ 4,789,555	\$ 9,703,065	\$ 14,549,488	\$ 19,478,821	\$ 24,496,426

- Projections are based on Gavi's operational forecast version 16.
- These projections do not guarantee renewal of support or approval of country's application.
- Final co-financing obligations will be communicated through decision letters.