

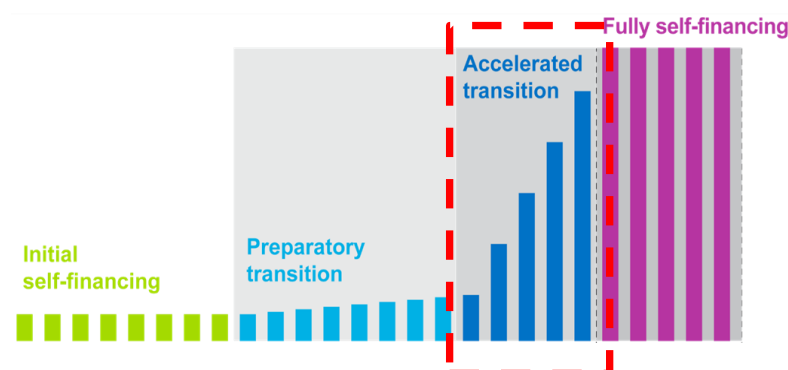
## Nicaragua

### Region: PAHO

#### Key information on co-financing

- Gross National Income per capita (2017): \$ 2,130
- Co-financing status (2019): Accelerated transition phase

Country is eligible to apply for new vaccines.



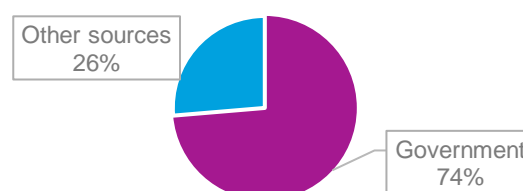
#### Immunisation financing

	2013	2014	2015	2016	2017
<b>Vaccines used in routine immunisation</b>					
- Government expenditure	\$ 5,009,169	\$ 5,508,520	\$ 6,759,179	\$ 6,383,352	\$ 9,617,113
- Total expenditure	\$ 8,354,651	\$ 8,167,017	\$ 8,288,035	\$ 10,936,402	\$ 13,145,391
- Government as % of total	<b>60%</b>	<b>67%</b>	<b>82%</b>	<b>58%</b>	<b>73%</b>
<b>Routine immunisation</b>					
- Government expenditure	\$ 10,487,590	\$ 11,044,478	\$ 11,660,708	\$ 10,428,851	\$ 13,582,399
- Total expenditure	\$ 14,091,251	\$ 14,737,196	\$ 14,459,059	\$ 15,656,859	\$ 18,437,939
- Government as % of total	<b>74%</b>	<b>75%</b>	<b>81%</b>	<b>67%</b>	<b>74%</b>

Source: WHO-UNICEF Joint Reporting Form 2017

Domestic General government expenditure on health as a share of gross domestic product: **0.005%**

#### Expenditure on routine immunisation in 2017



Source: WHO National Health Accounts, 2015

#### Gavi supported vaccines

Vaccines	Type	Year(s) of Gavi support	Co-financing required
Rotavirus	Routine	2009-present	Yes
PCV	Routine	2010-present	Yes
IPV	Routine	2015-present	No

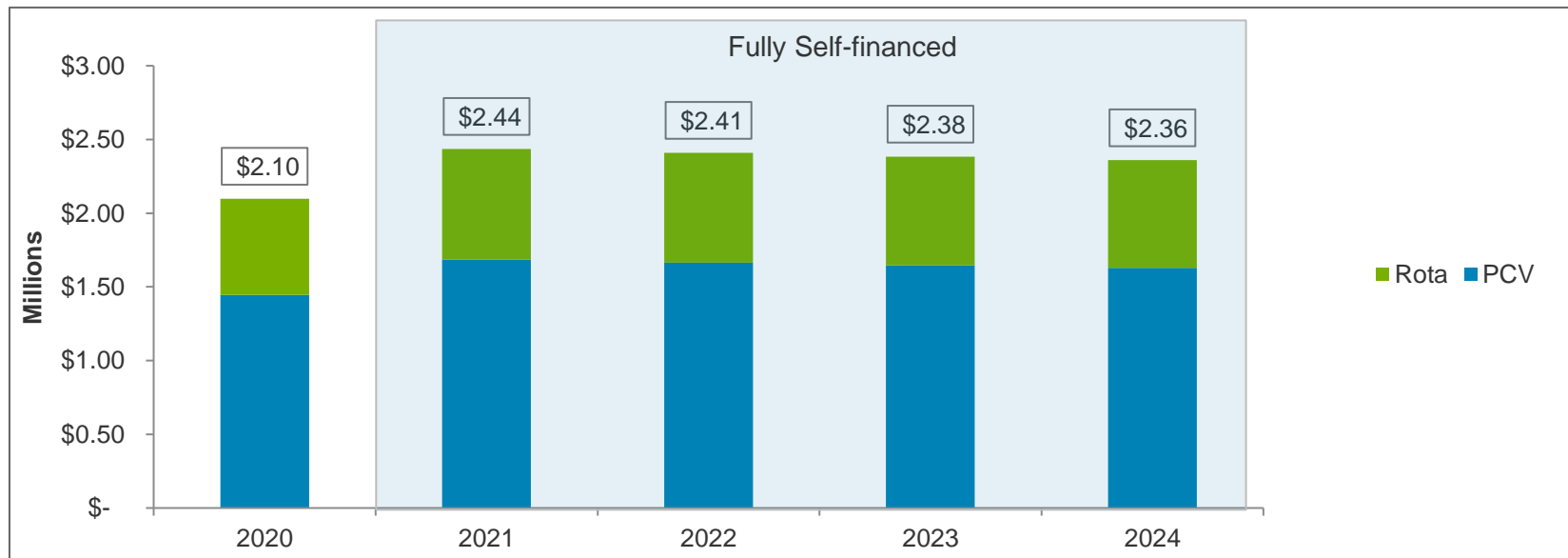
#### Co-financing payments

	Total amount paid by the country	Co-financed vaccines
2009	\$ 23,000	Rota -
2010	\$ 49,000	Rota -
2011	\$ 273,000	Rota PCV
2012	\$ 233,000	Rota PCV
2013	\$ 219,000	Rota PCV
2014	\$ 275,000	Rota PCV
2015	\$ 610,000	Rota PCV
2016	\$ 984,000	Rota PCV
2017	\$ 1,593,000	Rota PCV
2018	\$ 1,805,000	Rota PCV

#### Co-financing obligations for 2019

	Co-financing obligations (in US\$)	Co-financing obligations (in doses)
PCV	\$ 1,078,500	312,000
Rota	\$ 514,500	222,000
<b>Total</b>	<b>\$ 1,593,000</b>	

## Co-financing projections for 2020 - 2024



	2020	2021	2022	2023	2024
PCV	\$ 1,444,843	\$ 1,683,133	\$ 1,664,836	\$ 1,647,079	\$ 1,629,940
Rota	\$ 653,608	\$ 753,430	\$ 745,240	\$ 737,292	\$ 729,619
<b>Total</b>	<b>\$ 2,098,451</b>	<b>\$ 2,436,563</b>	<b>\$ 2,410,075</b>	<b>\$ 2,384,371</b>	<b>\$ 2,359,559</b>

- Projections are based on Gavi's operational forecast version 16.
- These projections do not guarantee renewal of support or approval of country's application.
- Final co-financing obligations will be communicated through decision letters.