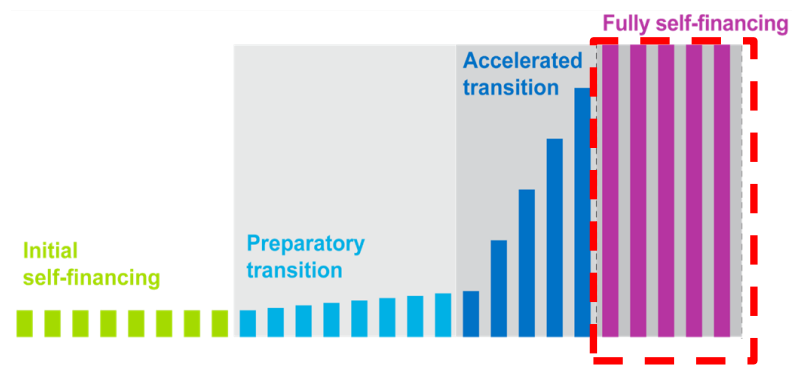


Moldova

Region: EURO

Key information on co-financing

- Gross National Income per capita (2017): \$ 2,180
- Co-financing status (2019): Fully self-financing
- From end of 2016, country is fully self-financing all the vaccines.



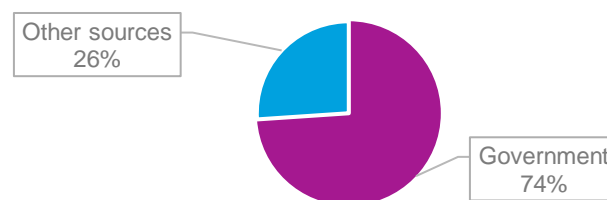
Immunisation financing

	2013	2014	2015	2016	2017
Vaccines used in routine immunisation					
- Government expenditure	\$ 940,746	\$ 1,806,957	\$ 1,096,699	\$ 926,361	\$ 1,153,899
- Total expenditure	\$ 1,512,134	\$ 2,748,777	\$ 2,367,204	\$ 999,398	\$ 1,549,715
- Government as % of total	62%	66%	46%	93%	74%
Routine immunisation					
- Government expenditure	\$ 2,174,037	\$ 1,945,995	\$ 1,240,232	\$ 960,404	\$ 1,200,434
- Total expenditure	\$ 9,126,146	\$ 2,887,815	\$ 2,757,165	\$ 1,101,741	\$ 1,623,666
- Government as % of total	24%	67%	45%	87%	74%

Source: WHO-UNICEF Joint Reporting Form 2017

Domestic General government expenditure on health as a share of gross domestic product: **0.02%**

Expenditure on routine immunisation in 2017



Source: WHO National Health Accounts, 2015

Gavi supported vaccines

Vaccines	Type	Year(s) of Gavi support	Co-financing required
HepB mono	Routine	2002 - 2008	No
Tetra DTP-Hib	Routine	2008 - 2010	Yes
Pentavalent	Routine	2011 - 2015	Fully self-financed
Rotavirus	Routine	2012 - 2015	Fully self-financed
PCV	Routine	2013 - present	Yes
IPV	Routine	2018 introduction	No
HPV	Demo	2017-2018	No

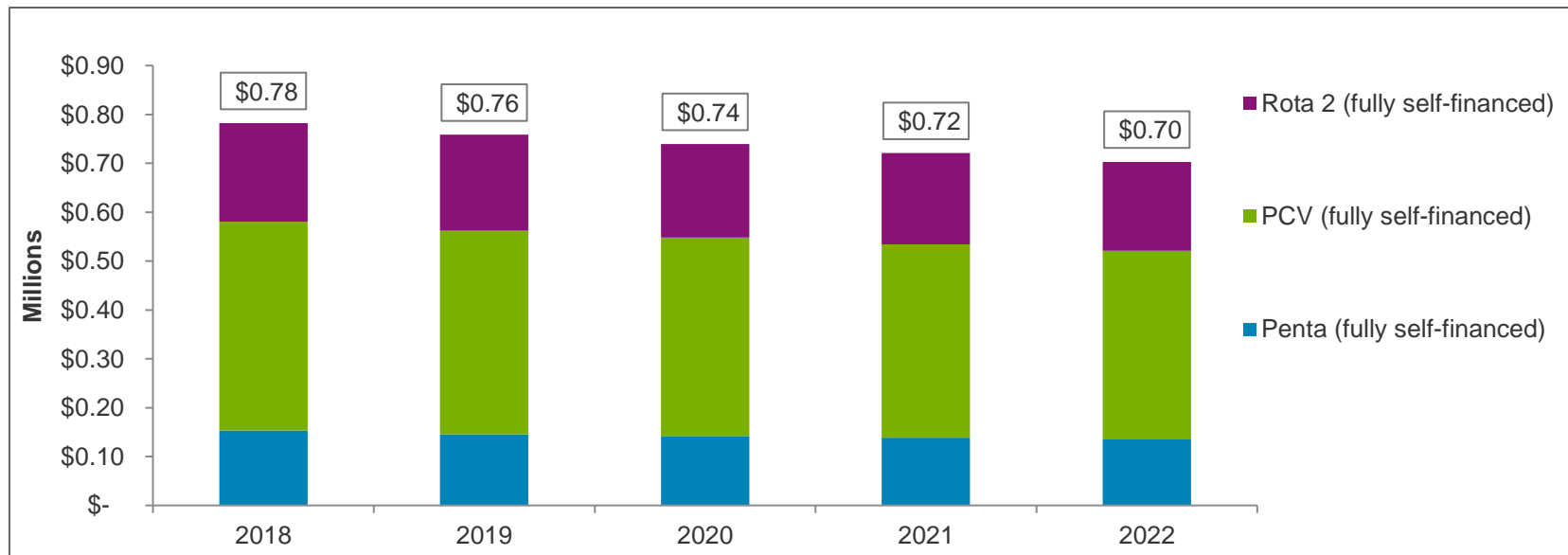
Co-financing payments

Year	Total amount paid by the country	Co-financed vaccines
2008	\$ 33,000	- Tetra DTP-Hib -
2009	\$ 50,000	- Tetra DTP-Hib -
2010	\$ 50,000	- Tetra DTP-Hib -
2011	\$ 49,000	- Penta -
2012	\$ 162,000	Rota Penta -
2013	\$ 320,000	Rota Penta PCV
2014	\$ 551,000	Rota Penta PCV
2015	\$ 687,000	Rota Penta PCV
2016	\$ 258,000	* * PCV

Country is fully-self financing all the vaccines starting from 2017.

Country is fully-self financing all the vaccines starting from 2017.

Co-financing projections for 2018 - 2022 (Fully Self-financed)



	2018	2019	2020	2021	2022
Penta (fully self-financed)	\$ 153,330	\$ 145,727	\$ 142,046	\$ 138,491	\$ 135,095
PCV (fully self-financed)	\$ 427,153	\$ 416,461	\$ 405,942	\$ 395,781	\$ 386,076
Rota 2 (fully self-financed)	\$ 201,660	\$ 196,099	\$ 191,371	\$ 186,581	\$ 181,868
Total	\$ 782,143	\$ 758,287	\$ 739,360	\$ 720,853	\$ 703,039

- Projections are based on Gavi's operational forecast version 16.
- These projections do not guarantee renewal of support or approval of country's application.
- Final co-financing obligations will be communicated through decision letters.