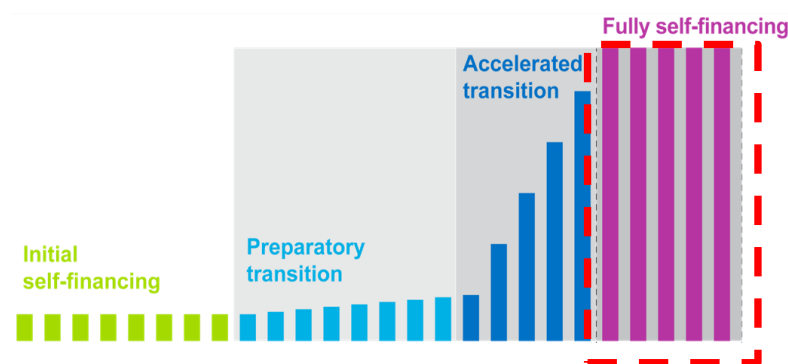


Guyana

Region: PAHO

Key information on co-financing

- Gross National Income per capita (2017): \$ 4,460
- Co-financing status (2019): Fully self-financing
- Country is self-financing all its vaccines since 2017.



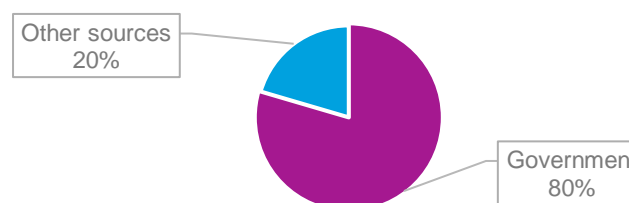
Immunisation financing

	2013	2014	2015	2016	2017
Vaccines used in routine immunisation					
- Government expenditure	\$ 721,427	\$ 798,216	\$ 798,216	\$ 819,669	\$ 1,332,135
- Total expenditure	\$ 1,183,349	\$ 974,074	\$ 974,074	\$ 819,669	\$ 1,673,392
- Government as % of total	61%	82%	82%	100%	80%
Routine immunisation					
- Government expenditure	\$ 1,920,720	\$ 1,890,980	\$ 1,890,980	\$ 3,101,272	\$ 2,438,931
- Total expenditure	\$ 2,425,594	\$ 2,068,472	\$ 2,129,736	\$ 3,307,949	\$ 3,066,211
- Government as % of total	79%	91%	89%	94%	80%

Source: WHO-UNICEF Joint Reporting Form 2017

Domestic General government expenditure on health as a share of gross domestic product: **0.04%**

Expenditure on routine immunisation in 2017



Source: WHO National Health Accounts, 2015

Gavi supported vaccines

Vaccines	Type	Year(s) of Gavi support	Co-financing required
Pentavalent	Routine	2001-2006	No
PCV	Routine	2008-present	Yes
Rotavirus	Routine	2008-2015	Fully self-financed
IPV	Routine	2015-present	No
HPV	Routine	2017	Exceptional Catalytic Support
HPV	Campaign	2018	Yes

Co-financing payments

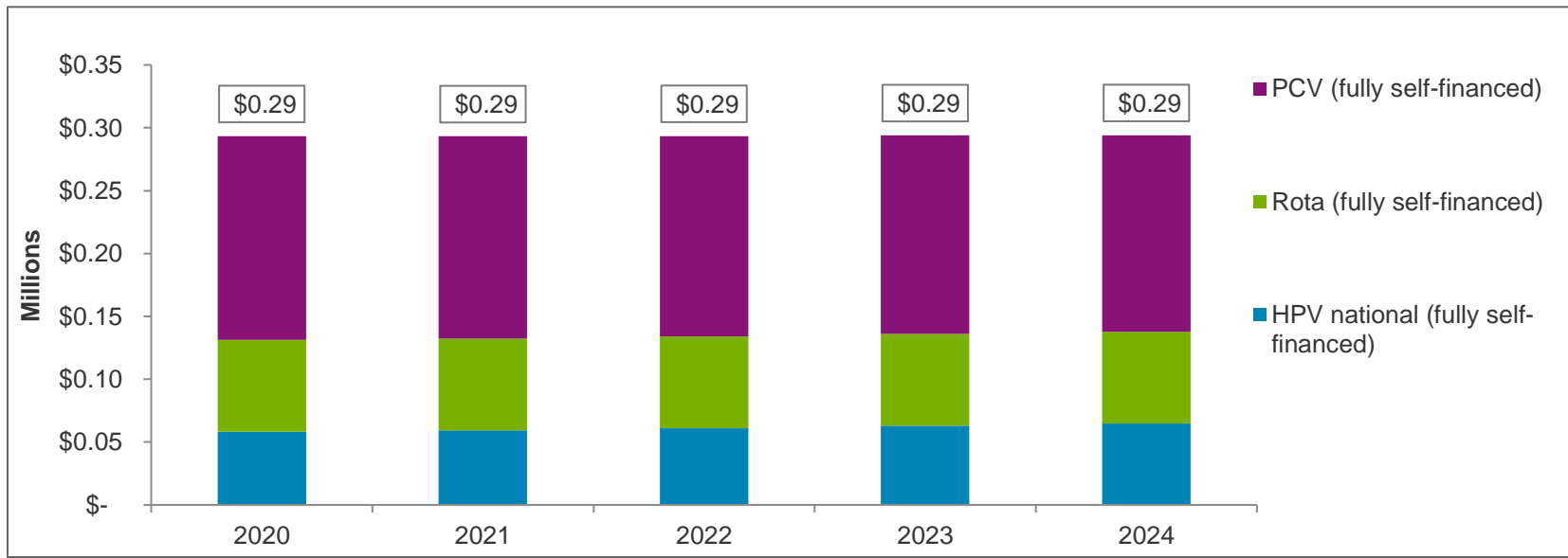
	Total amount paid by the country	Co-financed vaccines
2009	\$ 6,000	Rota -
2010	\$ 6,000	Rota -
2011	\$ 24,000	Rota PCV
2012	\$ 36,000	Rota PCV
2013	\$ 96,000	Rota PCV
2014	\$ 121,000	Rota PCV
2015	\$ 239,000	Rota PCV
2016	\$ 162,000	* PCV
2017	\$ 142,000	* * HPV
2018	\$ -	* * HPV

* Country co-financed for HPV MAC support in 2018.

Co-financing obligations for 2019

Country is self-financing all vaccines from end of 2016, however received exceptional catalytic support for HPV in 2017 and 2018.

Co-financing projections for 2020 - 2024 (self-financed)



	2020	2021	2022	2023	2024
HPV national (fully self-financed)	\$ 58,397	\$ 59,422	\$ 60,999	\$ 62,998	\$ 64,589
Rota (fully self-financed)	\$ 73,015	\$ 73,015	\$ 73,015	\$ 73,015	\$ 73,015
PCV (fully self-financed)	\$ 161,898	\$ 160,731	\$ 159,415	\$ 158,002	\$ 156,503
Total	\$ 293,310	\$ 293,168	\$ 293,429	\$ 294,014	\$ 294,107

- Projections are based on Gavi's operational forecast version 16.
- These projections do not guarantee renewal of support or approval of country's application.
- Final co-financing obligations will be communicated through decision letters.