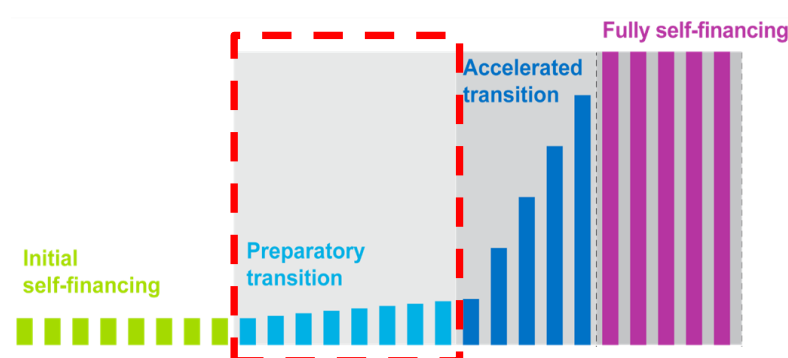


Ghana

Region: West Africa

Key information on co-financing

- Gross National Income per capita (2017): \$ 1,490
- Co-financing status (2019): Preparatory transition phase
- Country is projected to enter accelerated transition phase in 2021.



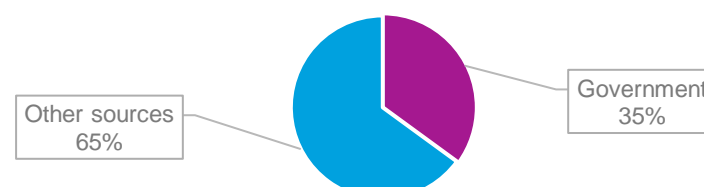
Immunisation financing

	2013	2014	2015	2016	2017
Vaccines used in routine immunisation					
- Government expenditure	\$ 3,059,333	\$ 2,553,075	\$ 7,954,624	\$ 6,763,289	\$ 9,368,110
- Total expenditure	\$ 20,059,450	\$ 22,091,850	\$ 28,390,624	\$ 22,620,461	\$ 32,739,609
- Government as % of total	15%	12%	28%	30%	29%
Routine immunisation					
- Government expenditure	\$ 5,234,535	\$ 5,335,036	\$ 7,954,624	\$ 14,011,461	\$ 13,234,543
- Total expenditure	\$ 31,796,535	\$ 27,655,093	\$ 33,756,103	\$ 23,990,505	\$ 37,778,900
- Government as % of total	16%	19%	24%	58%	35%

Source: WHO-UNICEF Joint Reporting Form 2017

Domestic General government expenditure on health as a share of gross domestic product: **1%**

Expenditure on routine immunisation in 2017



Source: WHO National Health Accounts, 2015

Gavi supported vaccines

Vaccines	Type	Year(s) of Gavi support	Co-financing required
Yellow Fever	Routine	2001 - present	Yes
Yellow Fever	Campaign	2011 - 2012 - 2018	No
PCV	Routine	2002 - present	Yes
Pentavalent	Routine	2009 - present	Yes
Rotavirus	Routine	2012 - present	Yes
Measles	Routine	2012 - present	No
MenA	Routine	2016 - present	Yes
MenA	Campaign	2012 - 2016	No
Measles - Rubella	Campaign	2013-2018	No
HPV	Demonstration	2013 -2014	No
IPV	Routine	2018	No

Co-financing payments

	Total amount paid by the country	Co-financed vaccines				
2008	\$ 233,000	-	Yellow Fever	-	-	
2009	\$ 748,000	Penta	Yellow Fever	-	-	
2010	\$ 1,099,000	Penta	Yellow Fever	-	-	
2011	\$ 692,000	Penta	Yellow Fever	-	-	
2012	\$ 2,258,000	Penta	Yellow Fever	PCV	Rota	
2013	\$ 2,139,000	Penta	Yellow Fever	PCV	Rota	
2014	\$ 2,262,000	Penta	Yellow Fever	PCV	Rota	
2015	\$ 3,653,000	Penta	Yellow Fever	PCV	Rota	
2016	\$ 2,429,000	Penta	Yellow Fever	PCV	Rota	MenA
2017	\$ 5,967,000	Penta	Yellow Fever	PCV	Rota	MenA

* Payment plan developed to address 2016 pending arrears of \$1,263,500.

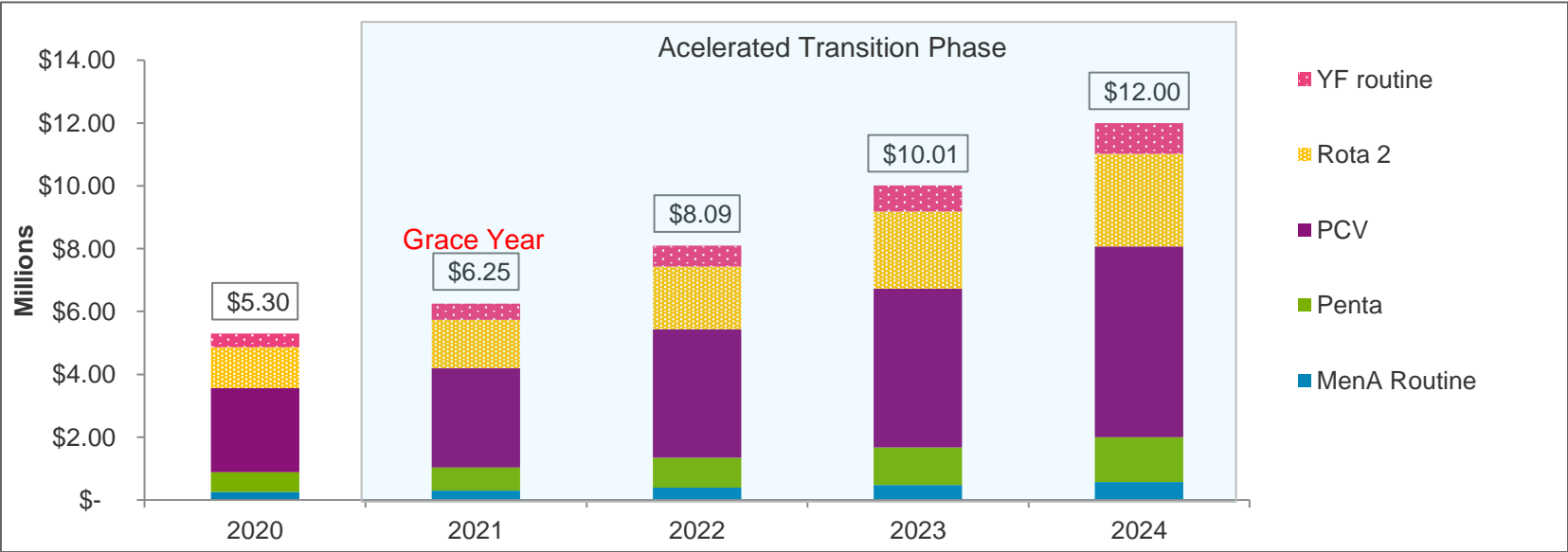
Co-financing obligations for 2018

	Co-financing obligations (in US\$)	Co-financing obligations (in doses)
YF	\$ 308,000	259,200
Rota	\$ 1,009,500	486,000
PCV	\$ 2,207,500	709,200
Pentavalent	\$ 432,000	528,000
MenA	\$ 224,500	385,500
MR Follow up campaign	\$ 170,000	265,100
Total	\$ 4,351,500	

Co-financing obligations for 2019

	Co-financing obligations (in US\$)	Co-financing obligations (in doses)
PCV	\$ 2,336,500	770,400
Pentavalent	\$ 612,500	811,500
YF	\$ 665,500	525,100
Rota	\$ 1,343,500	580,500
MenA	\$ 101,000	180,000
Total	\$ 5,059,000	

Co-financing projections for 2020 - 2024



	2020	2021	2022	2023	2024
MenA Routine	\$ 254,440	\$ 299,767	\$ 388,244	\$ 480,172	\$ 575,521
Penta	\$ 627,379	\$ 739,329	\$ 957,731	\$ 1,184,729	\$ 1,420,249
PCV	\$ 2,682,478	\$ 3,160,740	\$ 4,094,905	\$ 5,064,718	\$ 6,072,080
Rota 2	\$ 1,302,898	\$ 1,534,785	\$ 1,988,231	\$ 2,458,891	\$ 2,947,686
YF routine	\$ 435,143	\$ 512,558	\$ 663,953	\$ 821,072	\$ 984,224
Total	\$ 5,302,338	\$ 6,247,180	\$ 8,093,064	\$ 10,009,582	\$ 11,999,760

- Projections are based on Gavi's operational forecast version 16.
- These projections do not guarantee renewal of support or approval of country's application.
- Final co-financing obligations will be communicated through decision letters.