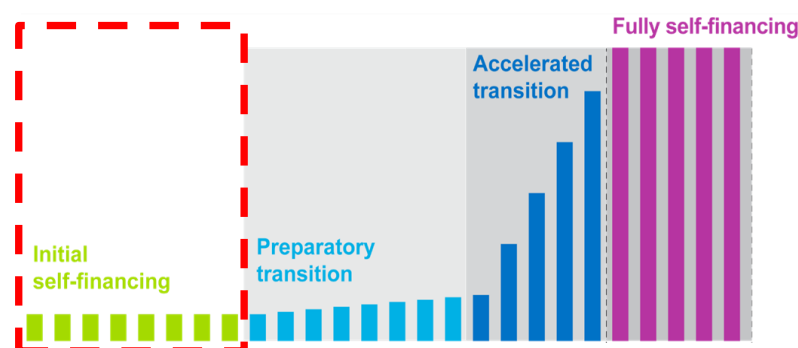


## Eritrea

### Region: East Africa

#### Key information on co-financing

- Gross National Income per capita (2017): \$ 740
- Co-financing status (2019): Initial self-financing
- Country is projected to enter preparatory transition phase in 2023.



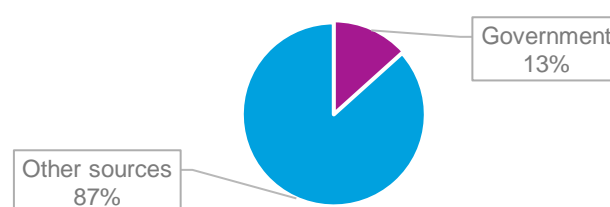
#### Immunisation financing

	2013	2014	2015	2016	2017
<b>Vaccines used in routine immunisation</b>					
- Government expenditure	\$ 46,000	\$ 87,025	\$ 132,000	\$ 337,000	\$ 185,966
- Total expenditure	\$ 1,086,040	\$ 1,420,000	\$ 1,721,873	\$ 2,549,207	\$ 2,721,644
- Government as % of total	4%	6%	8%	13%	7%
<b>Routine immunisation</b>					
- Government expenditure	\$ 462,440	\$ 462,440	\$ 476,312	\$ 691,641	\$ 429,868
- Total expenditure	\$ 1,548,480	\$ 2,101,425	\$ 2,266,185	\$ 2,620,128	\$ 3,221,001
- Government as % of total	30%	22%	21%	26%	13%

Source: WHO-UNICEF Joint Reporting Form 2017

Domestic General government expenditure on health as a share of gross domestic product: 0.03%

#### Expenditure on routine immunisation in 2017



Source: WHO National Health Accounts, 2015

#### Gavi supported vaccines

Vaccines	Type	Year(s) of Gavi support	Co-financing required
Tetra DTP-HepB	Routine	2002-2007	No
Pentavalent	Routine	2008-present	Yes
Measles	Routine	2012-present	No
Rotavirus	Routine	2014-present	Yes
PCV	Routine	2015-present	Yes
IPV	Routine	2015-present	No
MR	Campaign	2018	No

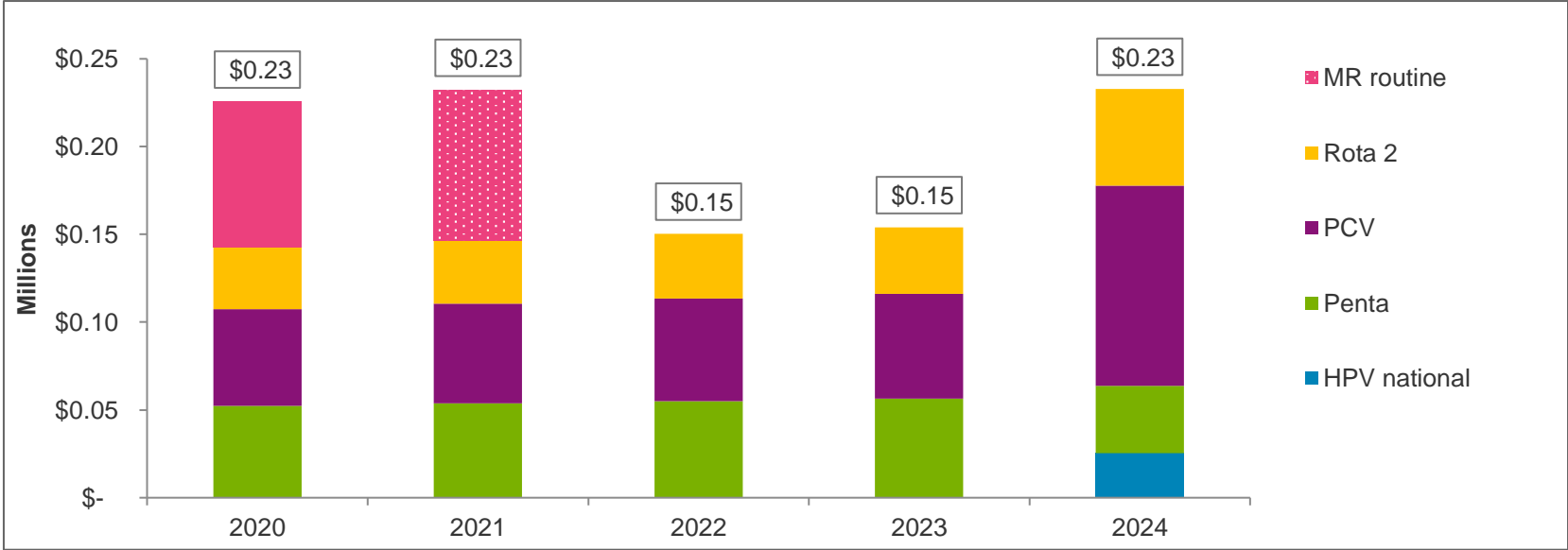
Co-financing payments

	Total amount paid by the country	Co-financed vaccines			
2011	\$ 234,000	Penta	-	-	
2012	\$ 34,000	Penta	-	-	
2013	\$ 46,000	Penta	-	-	
2014	\$ 94,000	Penta	Rota	-	
2015	\$ 132,000	Penta	Rota	PCV	
2016	\$ 296,000	Penta	Rota	PCV	
2017	\$ 167,000	Penta	Rota	PCV	
2018	\$ 175,000	Penta	Rota	PCV	MR

Co-financing obligations for 2019

	Co-financing obligations (in US\$)	Co-financing obligations (in doses)
Pentavalent	\$ 52,500	46,900
MR	\$ 82,500	126,600
PCV	\$ 66,000	22,200
Rota	\$ 35,500	16,500
Total	\$ 236,500	

Co-financing projections for 2020 - 2024



	2020		2021		2022		2023		2024	
HPV national	\$	-	\$	-	\$	-	\$	-	\$	25,278
Penta	\$	52,246	\$	53,798	\$	55,110	\$	56,474	\$	38,385
PCV	\$	55,231	\$	56,872	\$	58,259	\$	59,701	\$	113,992
Rota 2	\$	35,051	\$	36,088	\$	36,964	\$	37,876	\$	55,210
MR routine	\$	83,037	\$	85,505	\$	-	\$	-	\$	-
Total	\$	225,565	\$	232,263	\$	150,333	\$	154,051	\$	232,865

- Projections are based on Gavi's operational forecast version 16.
- These projections do not guarantee renewal of support or approval of country's application.
- Final co-financing obligations will be communicated through decision letters.