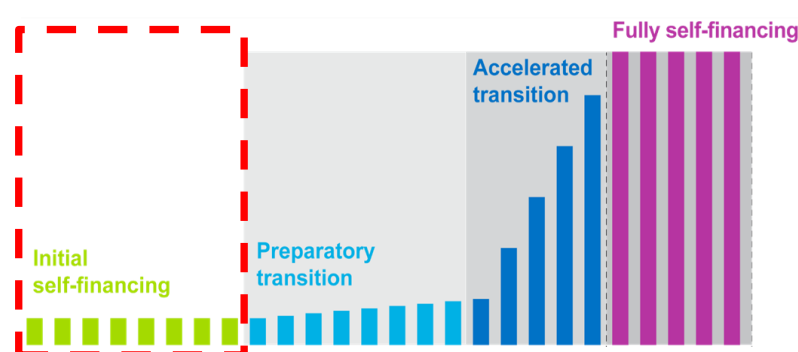


Chad

Region: Central Africa

Key information on co-financing

- Gross National Income per capita (2017): **\$ 630**
- Co-financing status (2019): **Initial self-financing**
- Country is projected to stay in initial self financing phase for next 5 years.



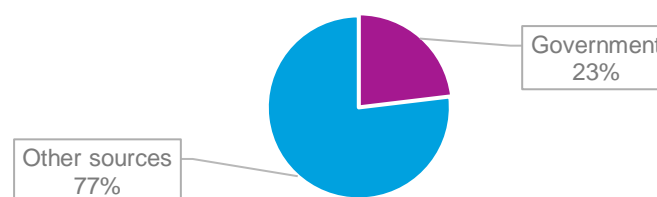
Immunisation financing

	2013	2014	2015	2016	2017
Vaccines used in routine immunisation					
- Government expenditure	\$ 1,688,122	\$ 1,720,848	\$ 2,016,847	\$ 1,551,719	\$ 1,116,657
- Total expenditure	\$ 4,152,498	\$ 1,764,724	\$ 5,842,927	\$ 9,809,330	\$ 3,141,816
- Government as % of total	41%	98%	35%	16%	36%
Routine immunisation					
- Government expenditure	\$ 3,068,877	\$ 2,091,084	\$ 2,842,646	\$ 2,313,204	\$ 1,664,641
- Total expenditure	\$ 8,841,122	\$ 3,855,808	\$ 7,462,840	\$ 11,823,491	\$ 7,205,759
- Government as % of total	35%	54%	38%	20%	23%

Source: WHO-UNICEF Joint Reporting Form 2017

Domestic General government expenditure on health as a share of gross domestic product: **0.3%**

Expenditure on routine immunisation in 2017



Source: WHO National Health Accounts, 2015

Gavi supported vaccines

Vaccines	Type	Year(s) of Gavi support	Co-financing required
Yellow Fever	Routine	2004-present	Yes
Pentavalent	Routine	2008-present	Yes
Meningitis A	Campaign	2011-2012-2018	No
Measles SIA	Campaign	2014-2017	No
IPV	Routine	2015-present	No
Meningitis A	Routine	2017	Yes

Co-financing payments

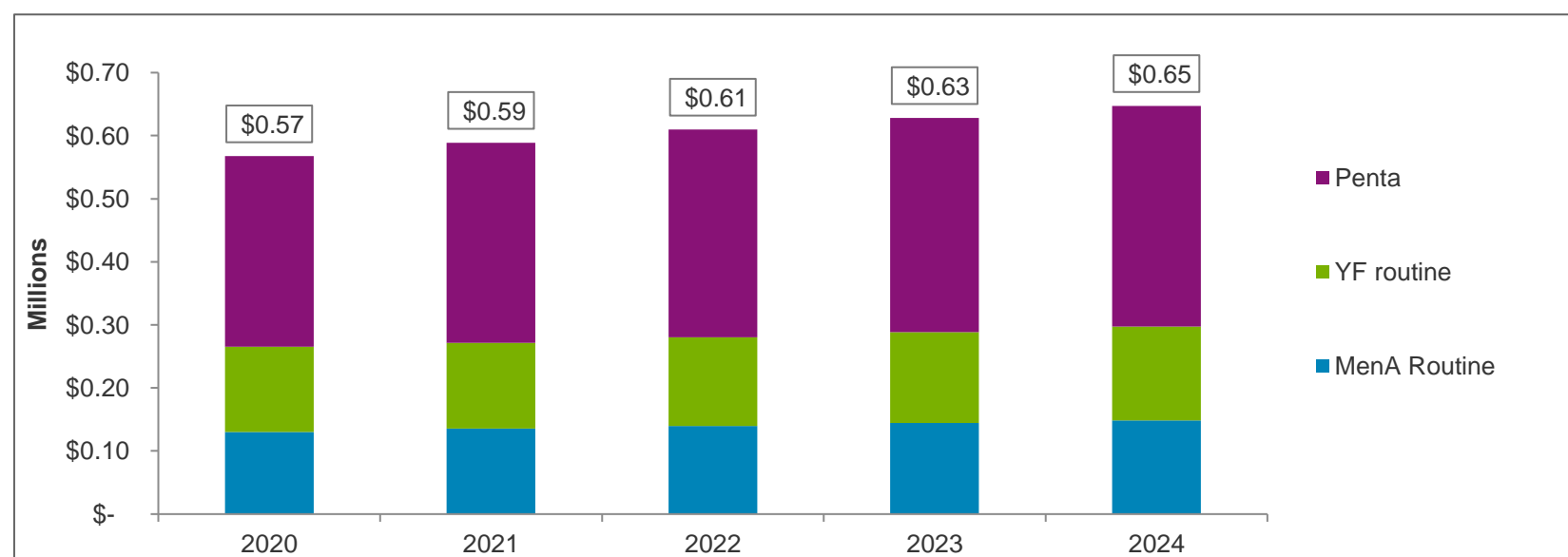
Year	Total amount paid by the country	Co-financed vaccines		
		Vaccine	Type	Co-financing required
2008	\$ 166,000	Penta	Yellow Fever	
2009	\$ 267,000	Penta	Yellow Fever	
2010	\$ 340,000	Penta	Yellow Fever	
2011	\$ 111,000	Penta	Yellow Fever	
2012	\$ 328,000	Penta	Yellow Fever	
2013	\$ 265,000	Penta	Yellow Fever	
2014	\$ 334,000	Penta	Yellow Fever	
2015	\$ 682,000	Penta	Yellow Fever	
2016	\$ 518,000	Penta	Yellow Fever	
2017	\$ 620,000	Penta	Yellow Fever	MenA
2018	\$ 804,000	Penta	Yellow Fever	MenA

Co-financing obligations for 2019

	Co-financing obligations (in US\$)	Co-financing obligations (in doses)
Pentavalent	\$ -	-
MenA	\$ -	-
YF	\$ 30,000	24,300
Total	\$ 30,000	

Note: No co-financing obligations for Penta and MenA in 2019 as country has sufficient stocks of these vaccines for the year.

Co-financing projections for 2020 - 2024



	2020	2021	2022	2023	2024
MenA Routine	\$ 130,520	\$ 135,796	\$ 140,050	\$ 144,330	\$ 148,630
YF routine	\$ 135,159	\$ 135,796	\$ 140,050	\$ 144,330	\$ 148,630
Penta	\$ 301,835	\$ 317,208	\$ 329,694	\$ 339,503	\$ 349,913
Total	\$ 567,514	\$ 588,801	\$ 609,795	\$ 628,163	\$ 647,173

- Projections are based on Gavi's operational forecast version 16.
- These projections do not guarantee renewal of support or approval of country's application.
- Final co-financing obligations will be communicated through decision letters.