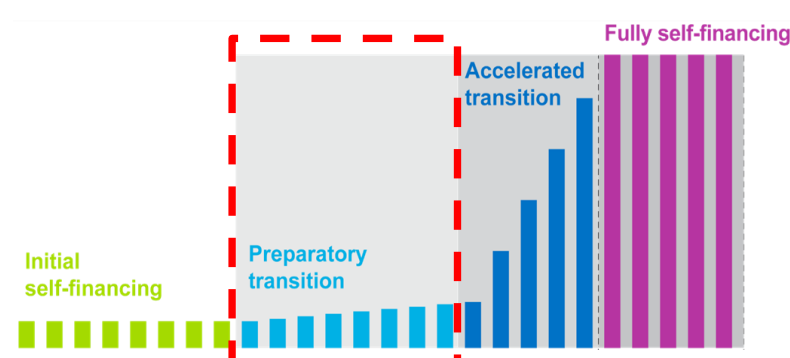


Bangladesh

Region: SEARO

Key information on co-financing

- Gross National Income per capita (2017): **\$1,470**
- Co-financing status (2019): **Preparatory transition phase**
- Country is projected enter accelerated transition phase in 2021



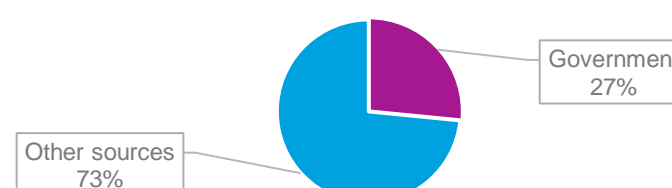
Immunisation financing

	2013	2014	2015	2016	2017
Vaccines used in routine immunisation					
- Government expenditure	\$ 13,177,182	\$ 16,797,485	\$ 24,700,000	\$ 24,500,000	\$ 19,944,101
- Total expenditure	\$ 44,249,125	\$ 30,052,747	\$ 90,465,662	\$ 90,663,357	\$ 79,777,258
- Government as % of total	30%	56%	27%	27%	25%
Routine immunisation					
- Government expenditure	\$ 16,559,890	\$ 23,907,485	\$ 30,720,038	\$ 33,735,195	\$ 24,185,517
- Total expenditure	\$ 49,517,202	\$ 45,320,791	\$ 105,350,743	\$ 115,183,628	\$ 91,061,380
- Government as % of total	33%	53%	29%	29%	27%

Source: WHO-UNICEF Joint Reporting Form 2017

Domestic General government expenditure on health as a share of gross domestic product: **1%**

Expenditure on routine immunisation in 2017



Source: WHO National Health Accounts, 2015

Gavi supported vaccines

Vaccines	Type	Year(s) of Gavi support	Co-financing required
HepB mono	Routine	2002 - 2010	No
Pentavalent	Routine	2008 - present	Yes
PCV	Routine	2014 - present	Yes
Measles	Routine	2011 - 2017	No
Measles - Rubella	Campaign	2013 - 2014	No
IPV	Routine	2015 - present	No
HPV	Demonstration	2015 - 2016	No

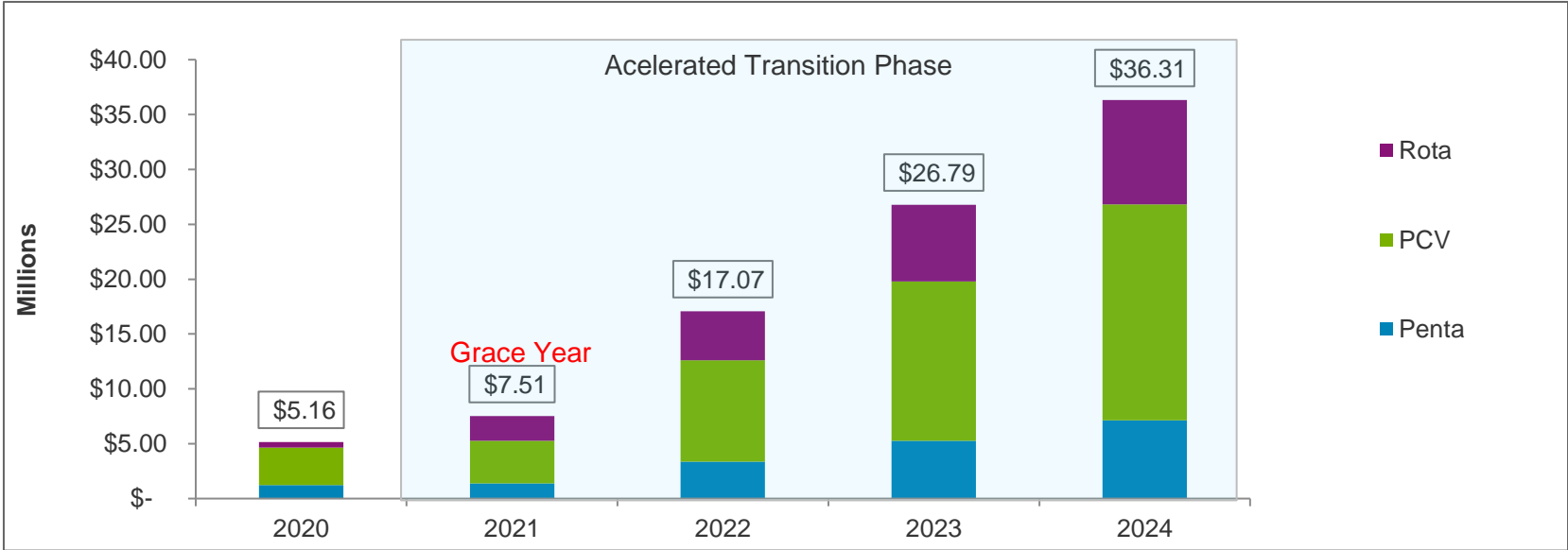
Co-financing payments

	Total amount paid by the country	Co-financed vaccines
2009	\$ 3,102,000	Penta -
2010	\$ 2,279,000	Penta -
2011	\$ 2,257,000	Penta -
2012	\$ 2,687,000	Penta -
2013	\$ 3,363,000	Penta -
2014	\$ 2,375,000	Penta PCV
2015	\$ 4,698,000	Penta PCV
2016	\$ 4,577,000	Penta PCV
2017	\$ 4,408,000	Penta PCV
2018	\$ 4,946,000	Penta PCV

Co-financing obligations for 2019

	Co-financing obligations (in US\$)	Co-financing obligations (in doses)	
Pentavalent	\$ 1,348,500	1,154,200	
PCV	\$ 3,543,500	1,136,000	
PCV -Refugee support	\$ 76,000	24,400	Country is approved for a waiver for 2017 and 2019 refugee co-financing.
Pentavalent -Refugee	\$ 32,000	26,800	
Pentavalent -Refugee	\$ 32,000	26,800	
Total	\$ 4,892,000		

Co-financing projections for 2020 - 2024



	2020	2021	2022	2023	2024
Penta	\$ 1,231,954	\$ 1,405,038	\$ 3,348,403	\$ 5,254,791	\$ 7,120,538
PCV	\$ 3,406,502	\$ 3,882,516	\$ 9,254,407	\$ 14,521,174	\$ 19,678,542
Rota	\$ 517,174	\$ 2,218,941	\$ 4,464,216	\$ 7,012,158	\$ 9,509,837
Total	\$ 5,155,630	\$ 7,506,496	\$ 17,067,025	\$ 26,788,124	\$ 36,308,918

- Projections are based on Gavi's operational forecast version 16.
- These projections do not guarantee renewal of support or approval of country's application.
- Final co-financing obligations will be communicated through decision letters.