

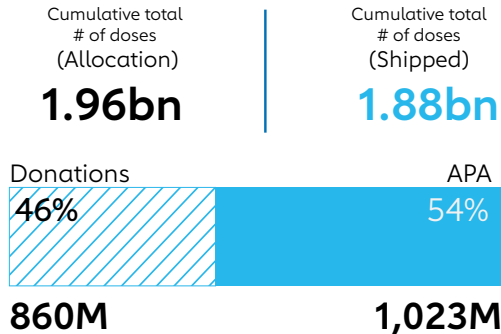
# COVAX DATA BRIEF

January 17, 2023



## ALLOCATIONS & DELIVERIES

Cumulative total, to date (January 16, 2023)



**100%**

Doses made available against country requests through rolling allocation process

January 04, 2023

Vaccine Products	Allocation*	Shipped
Pfizer-BioNTech	542m	523m
Covishield (SII/AZ)	292m	292m
AstraZeneca	290m	289m
J&J	303m	285m
Moderna	189m	187m
Sinovac	133m	118m
Sinopharm	115m	114m
Pfizer-BioNTech Pediatric	87m	75m
Novavax	2.3m	1.0m
Pfizer-BioNTech VCV	2.4m	0.9m

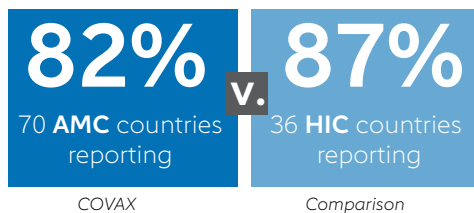
\* Allocation after any adjustment

## COVERAGE

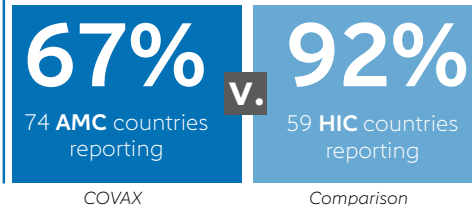
Complete primary series, all sources, as of January 06, 2023

### HIGH-RISK

#### Healthcare workers



#### Older adults



### AMC92

Complete primary series

**53%**

92 AMC countries reporting

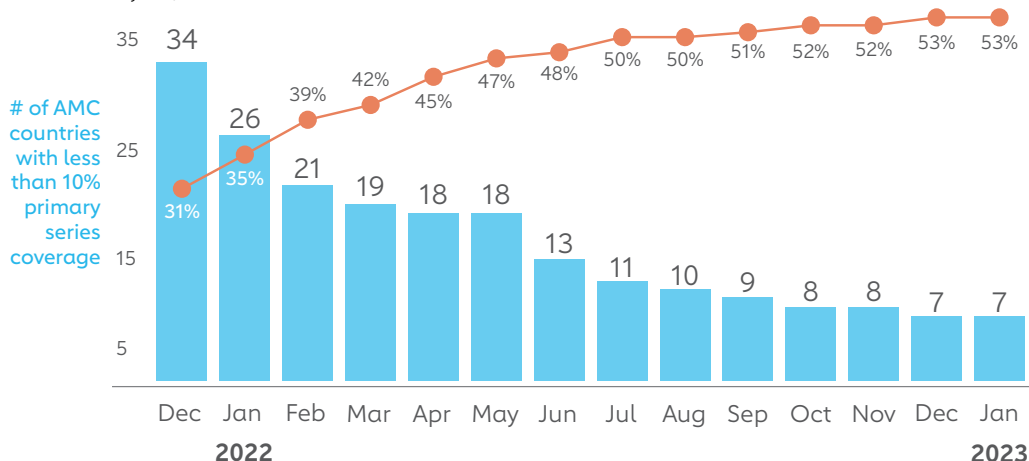
Booster

**82%**

of AMC participants started booster programmes

## AMC countries below 10% full coverage

January 06, 2023



**7** countries

- Burundi
- Democratic Republic of the Congo
- Haiti
- Madagascar
- Papua New Guinea
- Senegal
- Yemen

RESOURCE: List of countries targeted for support by the Joint COVID-19 Vaccine Delivery Partnership

# COVAX DATA BRIEF

January 17, 2023



## COVERAGE (CONT.)

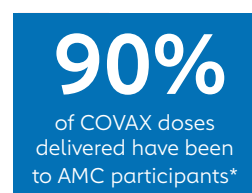
Cumulative for all sources as of January 06, 2023 and for COVAX deliveries as of January 16, 2023

ALL SOURCES					
	% coverage (1 dose)	% coverage (2 doses)	% coverage (booster)	No. (%) of countries at 20% coverage (1 dose)	No. (%) of countries at 20% coverage (2 doses)
Global	70%	64%		214 (91%)	206 (88%)
AMC92	60%	53%	15%	78 (85%)	72 (78%)
UMICs	81%	76%		54 (96%)	52 (93%)
HICs	81%	76%		69 (96%)	69 (96%)
AMC91	52%	45%		77 (85%)	71 (78%)
LICs	27%	23%		19 (70%)	13 (48%)
LMICs	67%	60%		49 (89%)	49 (89%)

COVAX DELIVERIES		
% supply-based coverage (2 doses)	No. (%) of countries at 20% coverage (2 doses)	% of deliveries from COVAX
28%	61 (71%)	43%*
24%	17 (63%)	73%
21%	33 (66%)	38%*

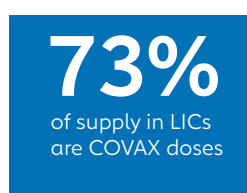
\* This percentage excludes India.  
The % of deliveries from COVAX is reported from January 12, 2023.  
Supply-based coverage (i.e. if all doses used for 2 dose coverage, how many fully vaccinated).

### COVAX supply



Last update January 16, 2023

\*Using current AMC participants (89) as a denominator / excluding Burundi, Eritrea and Marshall Islands who are eligible but have not joined



Last update January 12, 2023



Last update January 12, 2023



Last update January 12, 2023

## ADMINISTRATION – AMC countries, all sources

Cumulative as of January 06, 2023

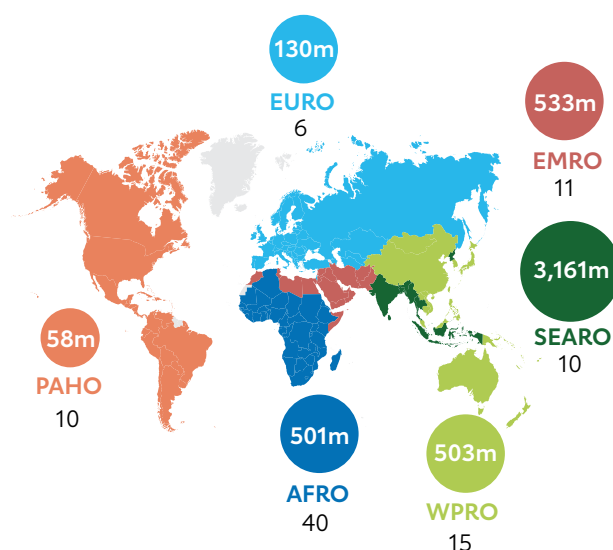
Total doses administered\*

**4.89bn**

Percentage of delivered doses utilised (January 13, 2023)



Percentage above is the median among AMCs.  
Note, given in-country stock and expected wastage, utilisation rate is unlikely to ever reach 100%.



XXm — Total doses administered  
XXXX — WHO Region  
XX — # of AMC countries per region

Last update November 30, 2022

# COVAX DATA BRIEF

January 17, 2023



## ABSORPTION- AMC countries, all sources

Median average 4-wk daily vaccination rate (% pop/day) as of January 13, 2023

Median absorption rate, all AMC

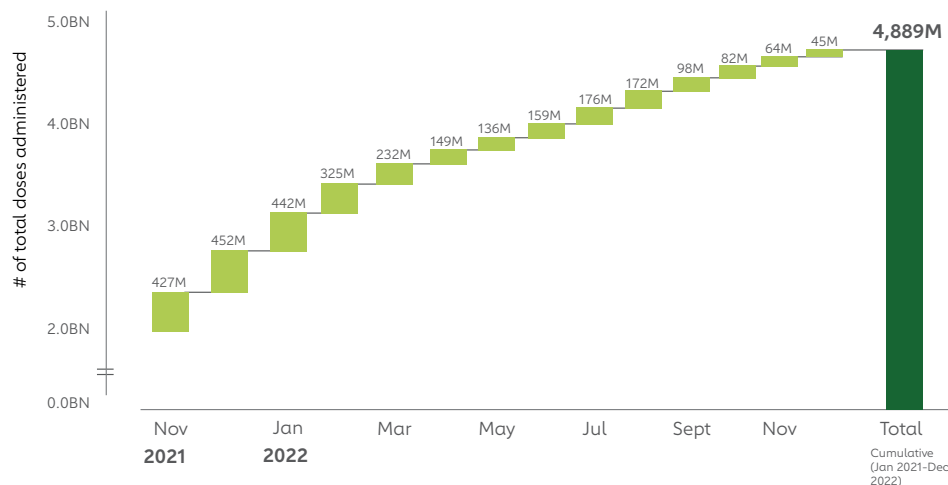
**0.04%**

Median absorption rate, LMICs

**0.05%**

Median absorption rate, LICs

**0.03%**



## COVAX DELIVERY SUPPORT

COVID funds committed by Gavi

**USD 922M**

December 31, 2022

January 16, 2023

**87**

No. of countries that have received approval for CDS/delivery funding

Regions

# of countries

AFRO	39
EMRO	11
PAHO	10
WPRO	13
SEARO	8
EURO	6

## COVAX PORTFOLIO

January 16, 2023

### Status of advance purchase agreements (APAs)

Vaccine Products

AstraZeneca	Completed	Covovax (SII/NVX)	Completed
Covishield (SII/AZ)	Completed	Novavax	Completed
Sinopharm	Completed	Clover	In progress
Sinovac	Completed	J&J	In progress
Pfizer-BioNTech	Completed	Moderna	In progress

Completed ■ Nearing completion ■ In progress ■

### Current expiries

**3%**

Above-country expiries through COVAX APAs, current as % of available volumes

Donation volume, by product (January 16, 2023)

### Donations

January 16, 2023

Total donations

**860M**

Enumeration of total doses donated may be subject to change given evolving methodology.

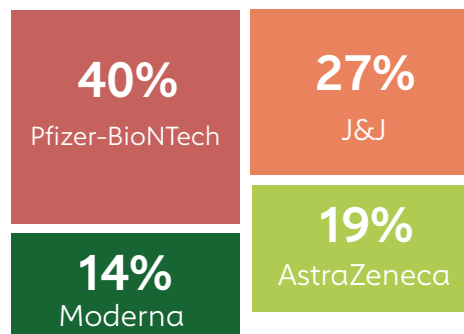
# donor countries\*

**33**

# recipient countries

**112**

\* The number of donor countries for whom shipments have been received by the recipient country



This COVAX data brief is produced by Gavi, the Vaccine Alliance's Office of the COVAX Facility, based on data from CEPI, WHO, and UNICEF. Coverage Equity graphic data source: [WHO COVID-19 Dashboard](#)

**COVAX**

CEPI

Gavi  
The Vaccine Alliance

unicef

World Health Organization