

COVAX DATA BRIEF

June 07, 2023



SUPPLY

CUMULATIVE TOTAL NUMBER OF DOSES



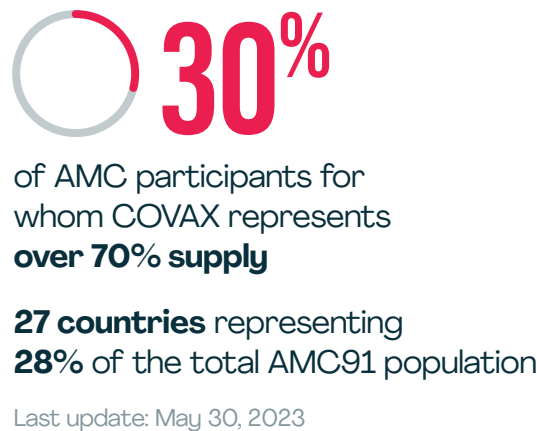
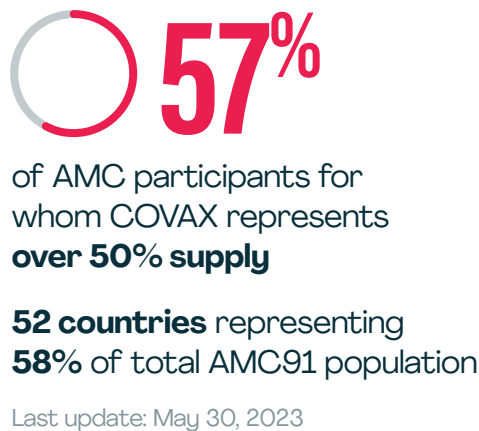
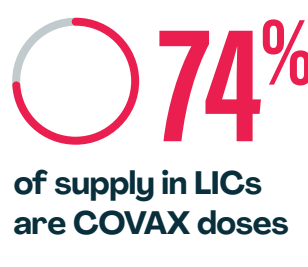
1,041m APA

53%

918m donations

47%

COVAX SUPPLY

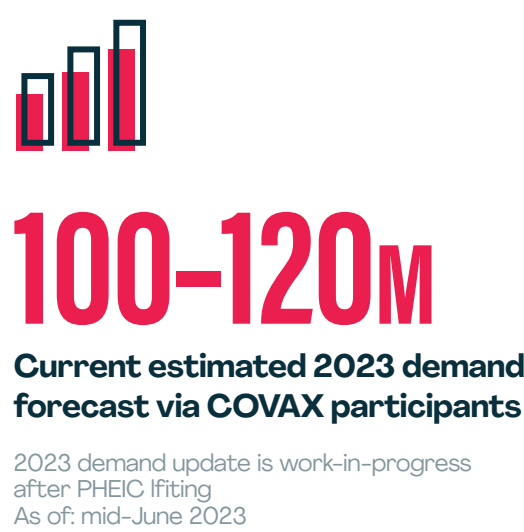
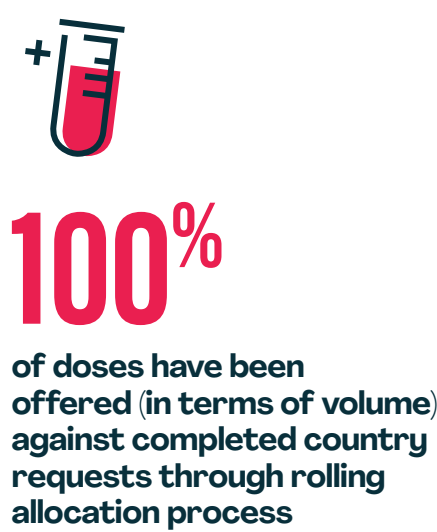


CUMULATIVE TOTAL

Vaccine products	Allocation*	Shipped	No. countries
Pfizer-BioNTech	546m	546m	113
J&J	310m	306m	68
Covishield (SII/AZ)	292m	292m	49
AstraZeneca	290m	288m	127
Moderna	189m	187m	43
Sinovac	133m	118m	21
Sinopharm	115m	115m	34
Pfizer-BioNTech Pediatric	81m	81m	31
Pfizer-BioNTech VCV	24m	24m	20
Novavax	2.3m	1.3m	1

To date: June 07, 2023
* Allocation after any adjustment.


DEMAND



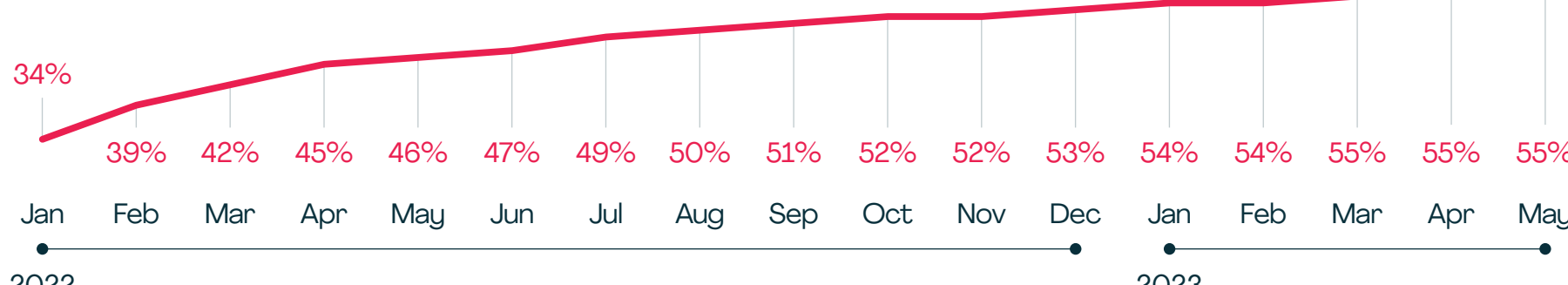
COVERAGE

TRACKING LOWER-INCOME COUNTRIES' PROGRESS

Number of AMC countries with less than 10% primary series coverage



Percentage of primary series coverage (AMC92)



Last update: June 07, 2023
List of countries targeted for support by the Joint COVID-19 Vaccine Delivery Partnership: [Resource 71](#)

6 AMC countries with less than 10% primary series coverage

- Burundi
- Haiti
- Madagascar
- Papua New Guinea
- Senegal
- Yemen

	% coverage (1 dose)	% coverage (2 doses)	% coverage HCWs (2 doses)*	% coverage older adults (2 Doses)*	% with booster programmes	% booster coverage	% of deliveries from COVAX
Global	71%	66%	89%	82%	89%	31%	12%
AMC92	62%	55%	82%	69%	86%	16%	30%
AMC91	55%	48%	74%	58%	86%	16%	44%**
LICs	32%	27%	52%	36%	74%	4%	74%
LMICs	68%	61%	89%	76%	89%	19%	38%**
UMICs	81%	76%	92%	86%	93%	44%	4%
HICs	81%	75%	89%	92%	94%	48%	0%

* The denominator for each group is dependent upon the number of countries reporting uptake in these coverage groups (i.e. Only 72 of the 92 AMCs are reporting HCW uptake)
** This percentage excludes India.
The % of deliveries from COVAX is reported from May 30, 2023.
Cumulative for all sources as of June 02, 2023.

High risk booster coverage

AMC older adults booster

22%

AMC HCWs booster

57%

ADMINISTRATION

AMC COUNTRIES, ALL SOURCES

5.0BN

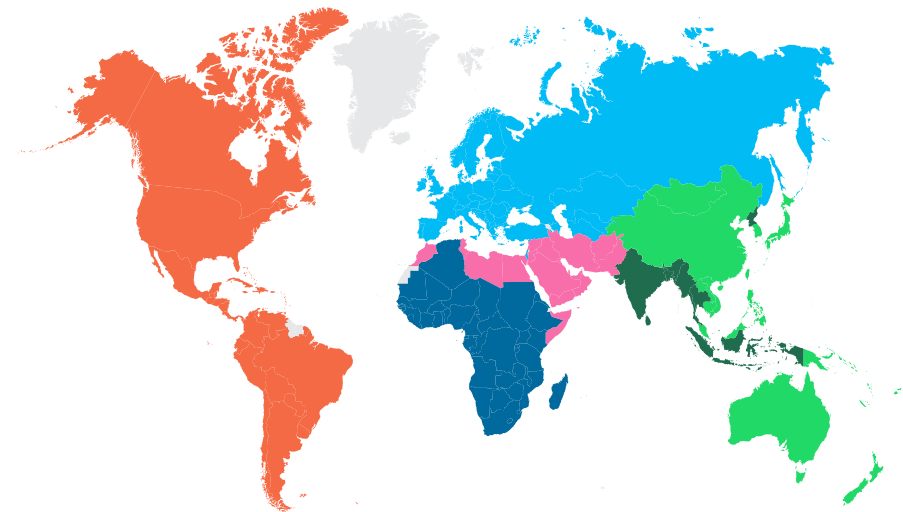
Total doses administered

Cumulative as of: June 02, 2023

% delivered doses utilised

Last update: May 26, 2023
Percentage above is the median among AMCs. Note, given in-country stock and expected wastage, utilisation rate is unlikely to ever reach 100%.

81%




WHO region	AMC countries	Total doses administered	CDS funding breakdown*
SEARO	10	3,182m	\$55m
EMRO	11	581m	\$175m
AFRO	40	545m	\$556m
WPRO	15	527m	\$44m
EURO	6	134m	\$30m
PAHO	10	62m	\$28m

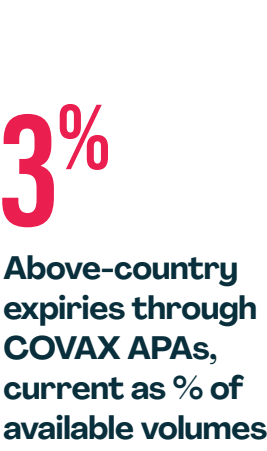
Last update: June 02, 2023
* These amounts (in US\$) reflect the total funding for Early Access, Needs-based and CDS that has been thus far approved.

COVAX PORTFOLIO ADVANCE PURCHASE AGREEMENTS (APAs)

Status of advance purchase agreements



Current expiries

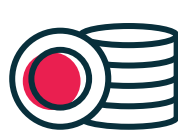


AMC price per dose (US\$)

Supplier Name	2021	2022	2023
Beijing Institute of Biological Products Co (China)	\$5.50	\$5.50	
Sinovac Life Sciences Co. (China)	*	*	
Janssen Pharmaceutica NV (Belgium)	\$7.50	\$7.50	\$7.50
Pfizer Overseas LLC (USA)	*	*	*
AstraZeneca (UK)	\$4.00	\$4.00	
Moderna Switzerland GmbH	\$10.00	\$7.00	
Novavax, Inc. (USA)	*	*	
Serum Life Sciences, multiple products (UK)	\$3.00	\$3.00	

* Supplier has not agreed to the publication of prices.
As of: June 07, 2023
Full UNICEF COVID-19 vaccine price data: [Resource 71](#)

COVAX PORTFOLIO DONATIONS



918M

total donations

Last update: June 07, 2023
Enumeration of total doses donated may be subject to change given evolving methodology.



33

donor countries

Last update: June 07, 2023
The number of donor countries for whom shipments have been received by the recipient country.



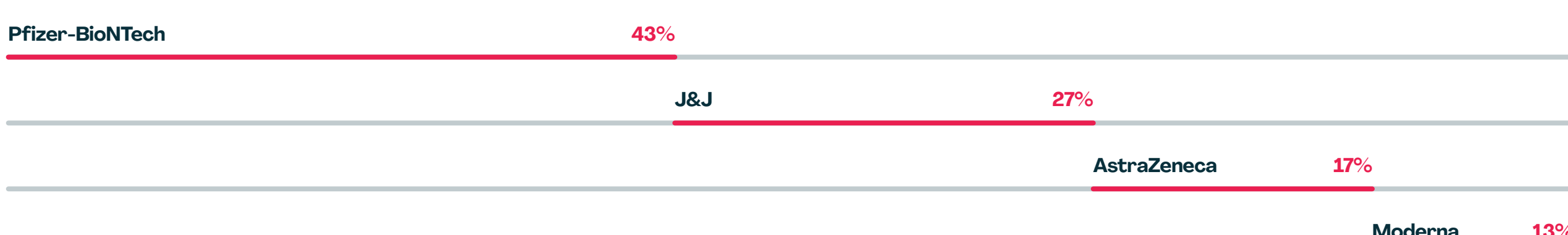
113

recipient countries

Last update: June 07, 2023



Donation volume, by product



Last update: June 07, 2023

COVAX

This COVAX data brief is produced by Gavi, the Vaccine Alliance's Office of the COVAX Facility, based on data from CEPI, WHO, and UNICEF.
Coverage Equity graphic data source:

WHO COVID-19 Dashboard [71](#)



World Health Organization



unicef



CEPI



Gavi
The Vaccine Alliance